











## KEY INDICATORS

Q3 2016 vs Q3 2017

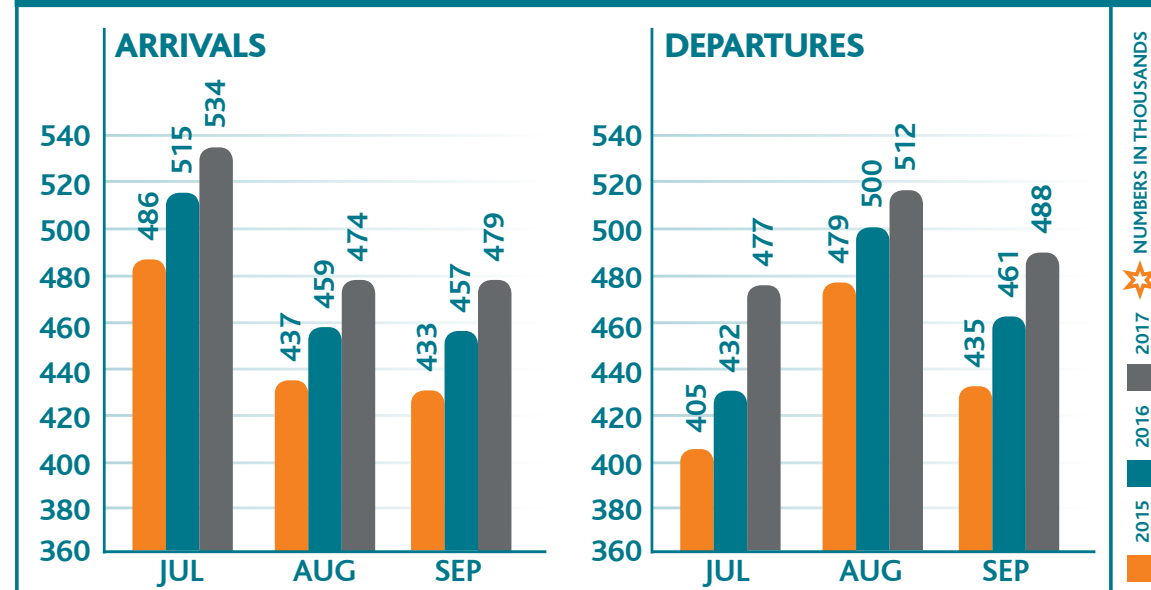
	ARRIVALS	DEPARTURES
<b>INTERNATIONAL</b>	 up by <b>3.91%</b>	 up by <b>6.00%</b>
<b>REGIONAL</b>	 down by <b>-4.16%</b>	 down by <b>-5.21%</b>
<b>DOMESTIC</b>	 up by <b>4.55%</b>	 up by <b>4.88%</b>
<b>TOTAL</b>	 up by <b>4.13%</b>	 up by <b>4.97%</b>

## AIR TRAVELLERS CONTINUE TO FLOCK TO DURBAN AND CAPE TOWN IN THE THIRD QUARTER

The Aviation Barometer is published quarterly by Airports Company South Africa to provide an indication of current air travel trends in South Africa. The Barometer is based on the count of passengers using the network of nine airports owned and managed by the company in South Africa. These figures compare arrivals and departures in the latest quarter with the same quarter in the previous year.

- Airports Company South Africa's nine airports handled more than 2.5 million arriving and departing passengers in the third quarter, a **5%** increase on the comparable period in 2016;
- The strongest performers were King Shaka International Airport and Cape Town International Airport, with increases of **7.9%** and **6.6%** respectively;
- The passenger figures for King Shaka International Airport was underpinned by an **8.7%** rise in domestic arrivals and an 8.3% increase in departures, more than offsetting a decline of **3%** in international passengers;
- Cape Town International continued to enjoy strong growth in international arrivals, up by **20.4%**, and international departures, up by **22.5%**;
- Among regional airports, George Airport continued to experience strong growth, with total passenger numbers rising by **8.5%**;
- O. R. Tambo International Airport, operating off a higher base of more than 20 million passengers a year, saw total passenger numbers rise by **2.9%**, an increase of 154 445 passengers;
- The domestic air travel category recovered somewhat after a decline in the second quarter, with arrivals up by **4.6%** and departures rising by **4.9%**.

## INTERNATIONAL ARRIVALS & DEPARTURES



\*All numbers in charts are rounded off.

## PASSENGER STATS SUMMARY

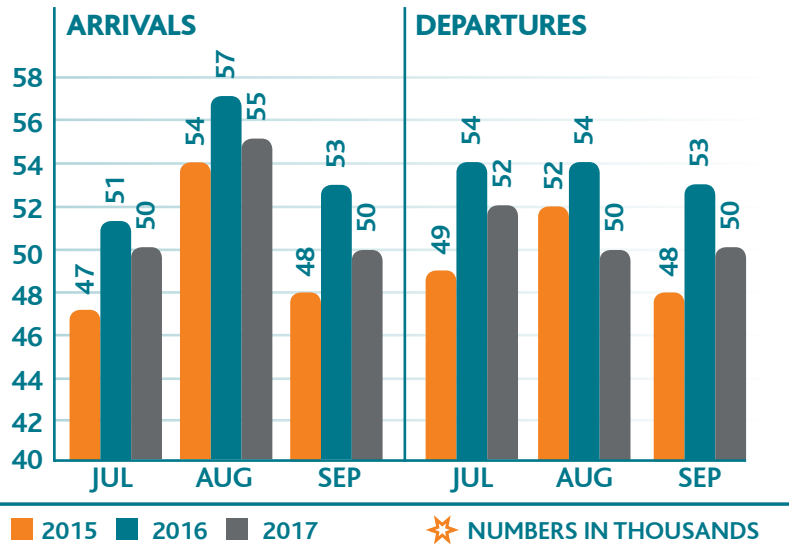
### INTERNATIONAL:

- International arrivals increased by **3.91%**, which translates to an extra 55 990 passengers, bringing the total to 1 486 352 passengers;
- International departures rose by **6%**, with an increase of 83 593 passengers, totaling 1 477 089 passengers.

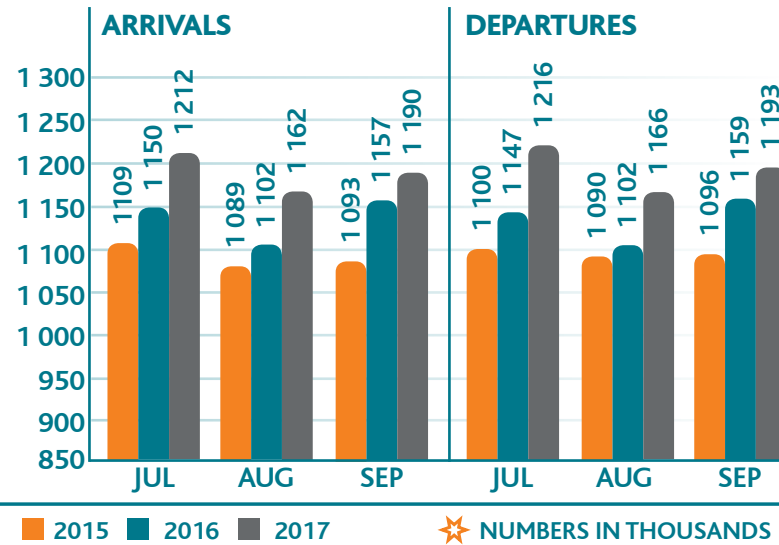




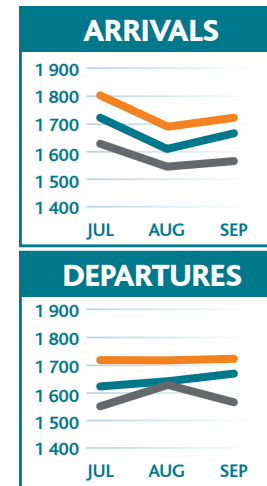
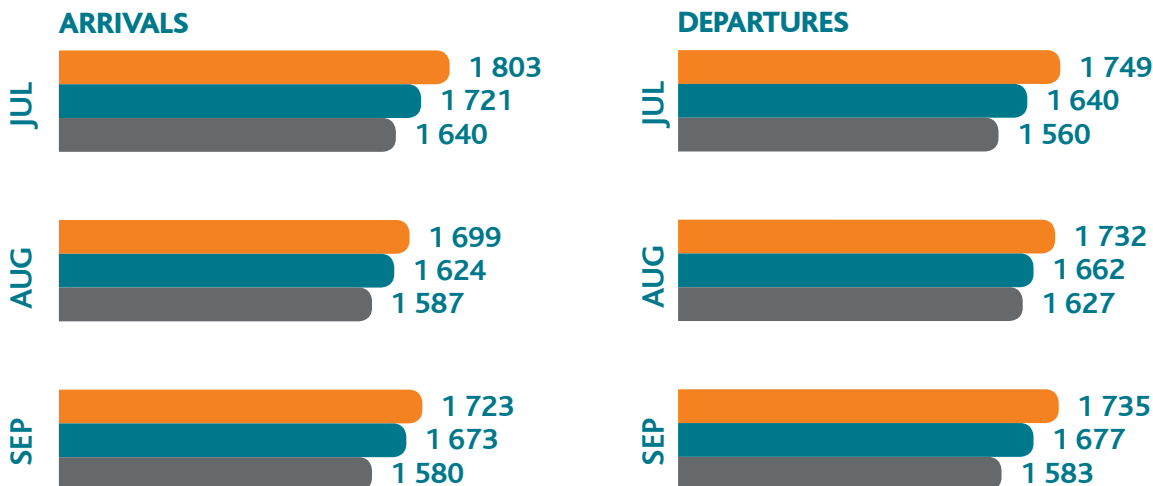
## REGIONAL ARRIVALS & DEPARTURES



## DOMESTIC ARRIVALS & DEPARTURES



## TOTAL ARRIVALS & DEPARTURES



## PASSENGER STATS SUMMARY

**REGIONAL** (Namibia, Botswana, Lesotho, Swaziland):

- Regional arrivals decreased by **4.16%** to 154 620 passengers;
- Regional departures is down by **5.21%** to 152 594 passengers.



**DOMESTIC:**

- Domestic arrivals experienced an increase of 155 213 passengers, a **4.55%** increase from the previous year;
- Domestic departures increased by 166 288, a **4.88%** increase from the same period last year.



\*All numbers in charts are rounded off.