











KEY INDICATORS

Q4 2016 vs Q4 2017

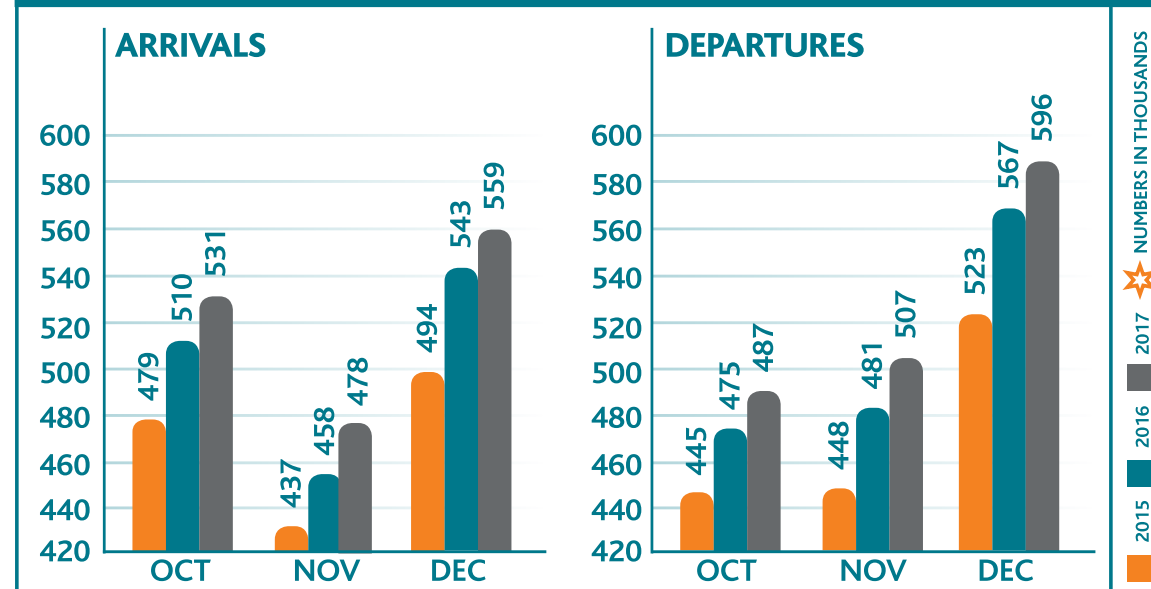
	ARRIVALS	DEPARTURES
INTERNATIONAL	 up by 3.80%	 up by 4.38%
REGIONAL	 up by 1.70%	 up by 1.20%
DOMESTIC	 up by 2.60%	 up by 2.76%
TOTAL	 up by 2.90%	 up by 3.12%

AIR TRAVELLERS CONTINUE TO FLOCK TO DURBAN AND CAPE TOWN IN THE THIRD QUARTER

The Aviation Barometer is published quarterly by Airports Company South Africa to provide an indication of current air travel trends in South Africa. The Barometer is based on the count of passengers using the network of nine airports owned and managed by the company in South Africa. The Barometer compares arrivals and departures in the latest quarter with the same quarter of the previous year.

- Growth in passenger numbers at our nine airports held steady at just over **3%** in the fourth quarter of 2017;
- Nearly **11 million** arriving and departing passengers used South Africa's main airports in the fourth quarter, an increase of **321 000** over the fourth quarter of 2016;
- A highlight of the peak holiday season was the continued extraordinary growth in international passengers at Cape Town International Airport. International arrivals went up by **13.85%** and international departures experienced a **15.69%** growth in the fourth quarter compared to the same period in 2016;
- King Shaka International Airport continued to enjoy solid growth in domestic passenger traffic with arrivals up **5.63%** and departures up **6.17%** in the fourth quarter of 2017;
- Connectivity between King Shaka International and regional airports such as Mthatha, East London and Port Elizabeth also grew with the opening of new routes by smaller airlines;
- Overall, domestic air travel remained under strain, with increases of **2.60%** for arrivals and **2.76%** for departures in the fourth quarter of 2017.

INTERNATIONAL ARRIVALS & DEPARTURES



*All numbers in charts are rounded off.

PASSENGER STATS SUMMARY

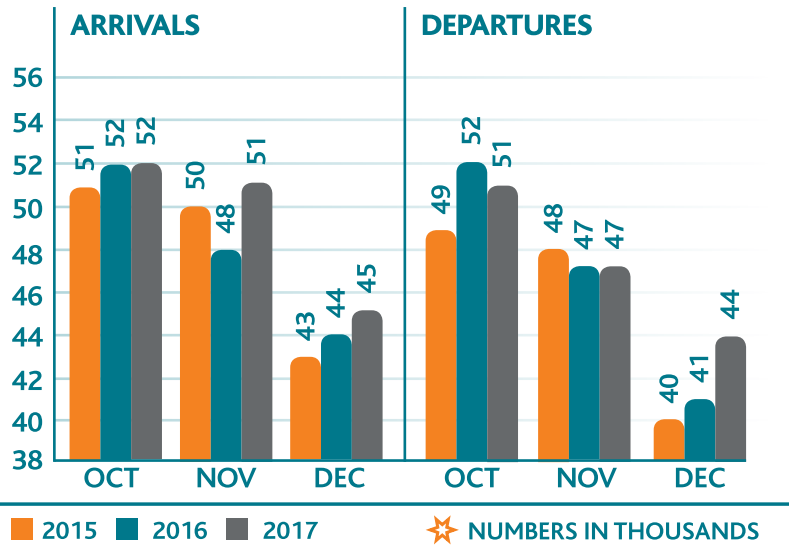
INTERNATIONAL:

- International arrivals increased by **3.80%**, which translates to an extra **57 455** passengers, bringing the total to **1 568 230** passengers;
- International departures rose by **4.38%**, with an increase of **66 674** passengers, totaling **1 589 309** passengers.

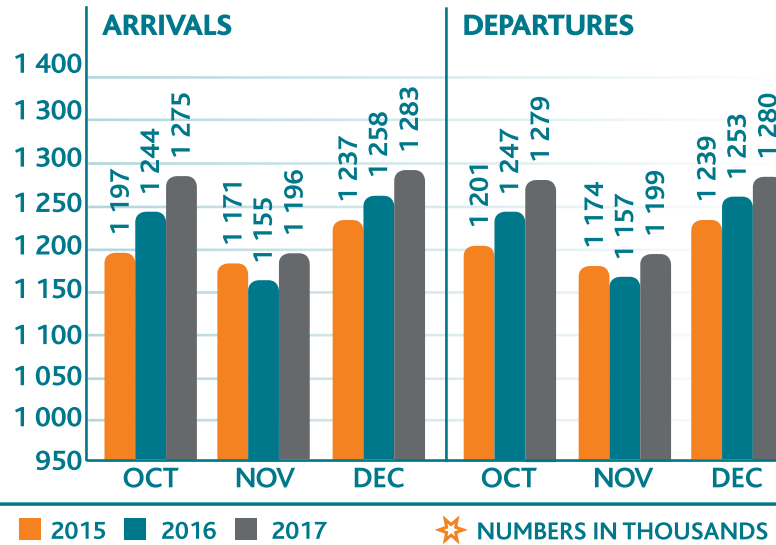




REGIONAL ARRIVALS & DEPARTURES



DOMESTIC ARRIVALS & DEPARTURES



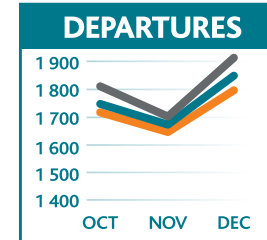
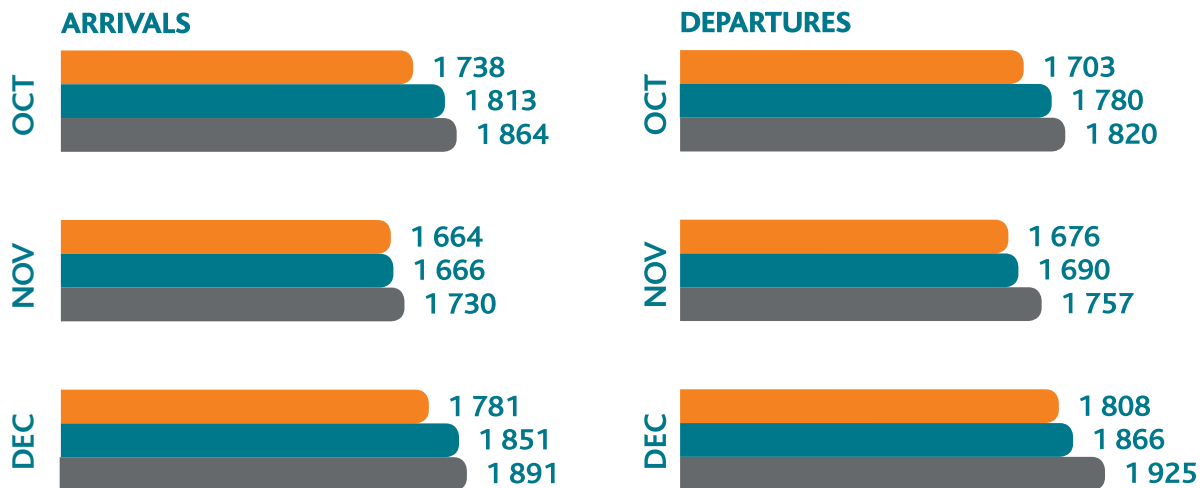

PASSENGER STATS SUMMARY

REGIONAL (Namibia, Botswana, Lesotho, Swaziland):

- Regional arrivals increased by 1.70% to 147 132 passengers;
- Regional departures is up by 1.20% to 141 186 passengers.



TOTAL ARRIVALS & DEPARTURES



★ NUMBERS IN MILLIONS

DOMESTIC:

- Domestic arrivals experienced an increase of 95 203 passengers, a 2.60% increase from the previous year;
- Domestic departures increased by 109 972, a 2.76% increase from the same period last year.



*All numbers in charts are rounded off.